


## Mono 465W MBB Bifacial Mono PERC Half-cell Double Glass Module JAM72D20 440-465/MB Series

### Introduction

Assembled with MBB bifacial PERCIUM cells and half-cell configuration, these double glass modules have the capability of converting the incident light from the rear side together with the front side into electricity, providing higher output power, lower temperature coefficient, less shading loss, as well as enhanced tolerance for mechanical loading.



Higher output power



More reliable, more stable power generation



Less shading effect

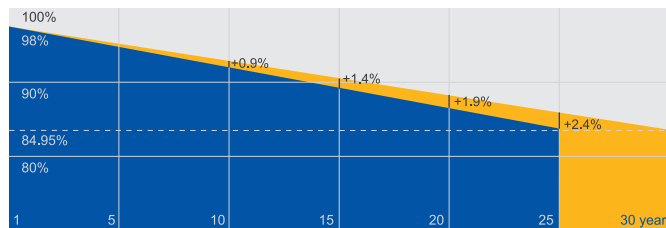


Lower temperature coefficient

### Superior Warranty

- 12-year product warranty
- 30-year linear power output warranty

0.45% Annual Degradation Over 30 years



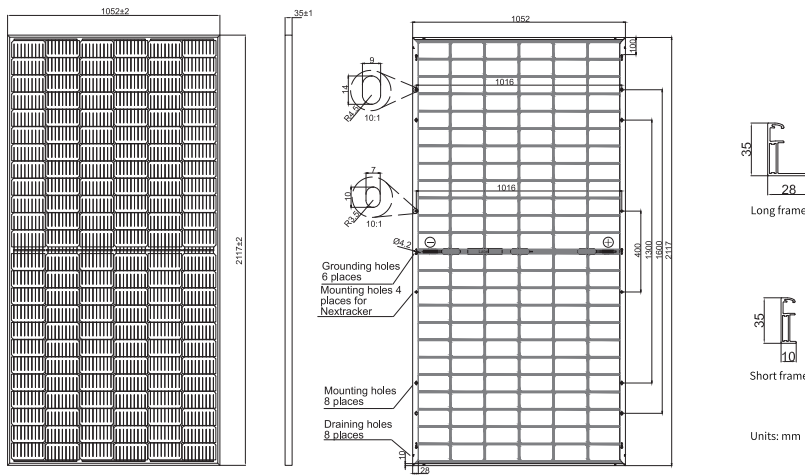
■ Additional Value From 30-Year Warranty ■ JA Standard

### Comprehensive Certificates

- IEC 61215, IEC 61730, UL 61215, UL 61730
- ISO 9001: 2015 Quality management systems
- ISO 14001: 2015 Environmental management systems
- ISO 45001: 2018 Occupational health and safety management systems
- IEC TS 62941: 2016 Terrestrial photovoltaic (PV) modules – Guidelines for increased confidence in PV module design qualification and type approval



**MECHANICAL DIAGRAMS**



Remark: customized frame color and cable length available upon request

**SPECIFICATIONS**

Cell	Mono
Weight	27.3kg
Dimensions	2117±2mm×1052±2mm×35±1mm
Cable Cross Section Size	4mm <sup>2</sup> (IEC), 12 AWG(UL)
No. of cells	144(6×24)
Junction Box	IP68, 3 diodes
Connector	QC 4.10-35
Cable Length (Including Connector)	Portrait:300mm(+)/400mm(-); Landscape:1200mm(+)/1200mm(-)
Front Glass/Back Glass	2.0mm/2.0mm
Packaging Configuration	30pcs/pallet, 660pcs/40HQ Container

**ELECTRICAL PARAMETERS AT STC**

TYPE	JAM72D20 -440/MB	JAM72D20 -445/MB	JAM72D20 -450/MB	JAM72D20 -455/MB	JAM72D20 -460/MB	JAM72D20 -465/MB
Rated Maximum Power(Pmax) [W]	440	445	450	455	460	465
Open Circuit Voltage(Voc) [V]	49.30	49.45	49.61	49.75	49.91	50.05
Maximum Power Voltage(Vmp) [V]	40.60	40.91	41.21	41.52	41.79	42.09
Short Circuit Current(Isc) [A]	11.33	11.38	11.42	11.46	11.50	11.55
Maximum Power Current(Imp) [A]	10.84	10.88	10.92	10.96	11.01	11.05
Module Efficiency [%]	19.8	20.0	20.2	20.4	20.7	20.9
Power Tolerance	0~+5W					
Temperature Coefficient of Isc(α <sub>Isc</sub> )	+0.044%/°C					
Temperature Coefficient of Voc(β <sub>Voc</sub> )	-0.272%/°C					
Temperature Coefficient of Pmax(γ <sub>Pmp</sub> )	-0.350%/°C					
STC	Irradiance 1000W/m <sup>2</sup> , cell temperature 25°C, AM1.5G					

Remark: Electrical data in this catalog do not refer to a single module and they are not part of the offer.They only serve for comparison among different module types.

**ELECTRICAL CHARACTERISTICS WITH 10% SOLAR IRRADIATION RATIO**

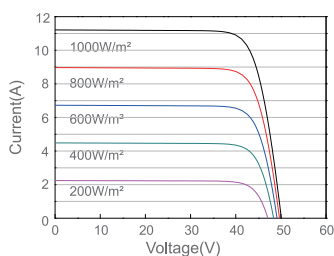
**OPERATING CONDITIONS**

TYPE	JAM72D20 -440/MB	JAM72D20 -445/MB	JAM72D20 -450/MB	JAM72D20 -455/MB	JAM72D20 -460/MB	JAM72D20 -465/MB	OPERATING CONDITIONS	
Rated Max Power(Pmax) [W]	471	476	482	487	492	498	Maximum System Voltage	1500V DC
Open Circuit Voltage(Voc) [V]	49.40	49.55	49.71	49.85	50.01	50.15	Operating Temperature	-40°C~+85°C
Max Power Voltage(Vmp) [V]	40.59	40.90	41.21	41.51	41.78	42.08	Maximum Series Fuse	25A
Short Circuit Current(Isc) [A]	12.12	12.18	12.22	12.26	12.31	12.36	Maximum Static Load,Front* Maximum Static Load,Back*	5400Pa(112 lb/ft <sup>2</sup> ) 2400Pa(50 lb/ft <sup>2</sup> )
Max Power Current(Imp) [A]	11.60	11.64	11.68	11.73	11.78	11.82	NOCT	45±2°C
Irradiation Ratio (rear/front)	10%						Bifaciality**	70%±10%
							Fire Performance	UL Type 29

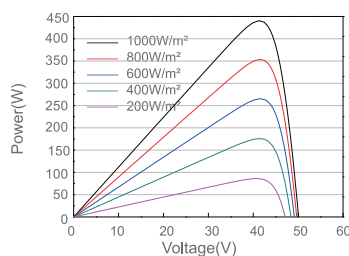
\*For NexTracker installations static loading performance: front load measure 2400Pa, while back load measures 2400Pa.  
\*\*Bifaciality=Pmax,rear/Rated Pmax,front

**CHARACTERISTICS**

Current-Voltage Curve JAM72D20-440/MB



Power-Voltage Curve JAM72D20-440/MB



Current-Voltage Curve JAM72D20-440/MB

